



Demographic and Income Profile

Forsyth City, GA
 Forsyth city, GA (1330732)
 Place

Summary	Census 2010	2014	2019
Population	3,788	3,777	3,848
Households	1,540	1,565	1,609
Families	1,018	1,089	1,113
Average Household Size	2.41	2.18	2.17
Owner Occupied Housing Units	864	986	1,018
Renter Occupied Housing Units	676	578	590
Median Age	40.5	37.7	38.5
Trends: 2014 - 2019 Annual Rate	Area	State	National
Population	0.37%	0.90%	0.73%
Households	0.56%	0.93%	0.75%
Families	0.44%	0.84%	0.66%
Owner HHs	0.64%	0.89%	0.69%
Median Household Income	3.31%	3.11%	2.74%

Households by Income	2014		2019	
	Number	Percent	Number	Percent
<\$15,000	341	21.8%	334	20.8%
\$15,000 - \$24,999	268	17.1%	209	13.0%
\$25,000 - \$34,999	155	9.9%	129	8.0%
\$35,000 - \$49,999	230	14.7%	236	14.7%
\$50,000 - \$74,999	279	17.8%	291	18.1%
\$75,000 - \$99,999	113	7.2%	157	9.8%
\$100,000 - \$149,999	123	7.9%	156	9.7%
\$150,000 - \$199,999	22	1.4%	41	2.5%
\$200,000+	34	2.2%	56	3.5%
Median Household Income	\$35,873		\$42,214	
Average Household Income	\$50,474		\$60,682	
Per Capita Income	\$18,759		\$22,202	

Population by Age	Census 2010		2014		2019	
	Number	Percent	Number	Percent	Number	Percent
0 - 4	245	6.5%	221	5.9%	224	5.8%
5 - 9	244	6.4%	231	6.1%	227	5.9%
10 - 14	224	5.9%	230	6.1%	230	6.0%
15 - 19	264	7.0%	255	6.8%	259	6.7%
20 - 24	230	6.1%	296	7.8%	271	7.0%
25 - 34	434	11.5%	528	14.0%	531	13.8%
35 - 44	461	12.2%	477	12.6%	492	12.8%
45 - 54	541	14.3%	528	14.0%	485	12.6%
55 - 64	511	13.5%	488	12.9%	522	13.6%
65 - 74	317	8.4%	318	8.4%	379	9.9%
75 - 84	205	5.4%	146	3.9%	169	4.4%
85+	112	3.0%	58	1.5%	58	1.5%

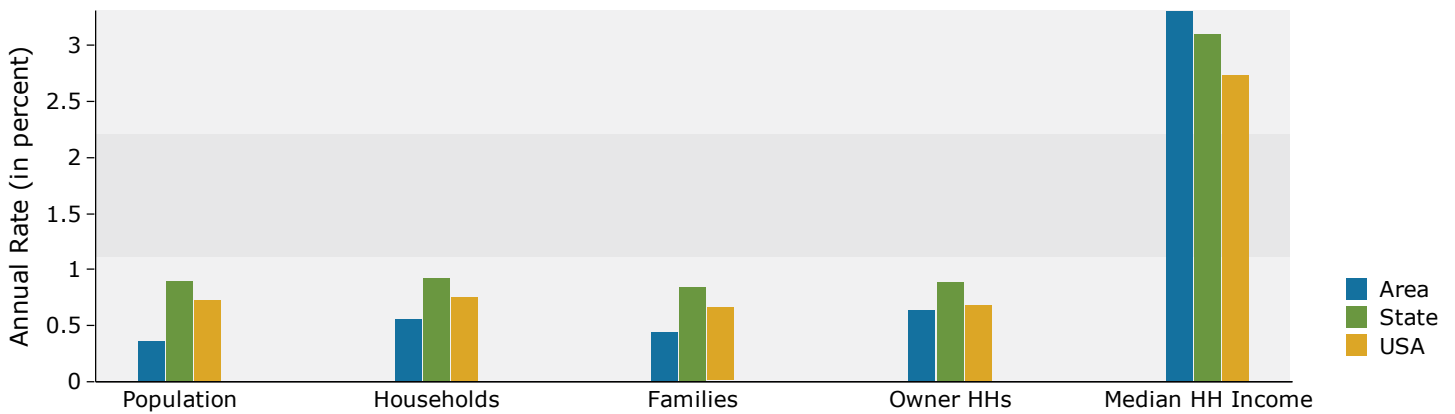
Race and Ethnicity	Census 2010		2014		2019	
	Number	Percent	Number	Percent	Number	Percent
White Alone	1,561	41.2%	2,026	53.7%	2,087	54.2%
Black Alone	2,079	54.9%	1,613	42.7%	1,585	41.2%
American Indian Alone	11	0.3%	11	0.3%	12	0.3%
Asian Alone	50	1.3%	52	1.4%	73	1.9%
Pacific Islander Alone	0	0.0%	0	0.0%	0	0.0%
Some Other Race Alone	45	1.2%	34	0.9%	44	1.1%
Two or More Races	42	1.1%	40	1.1%	47	1.2%
Hispanic Origin (Any Race)	79	2.1%	92	2.4%	122	3.2%

Data Note: Income is expressed in current dollars.

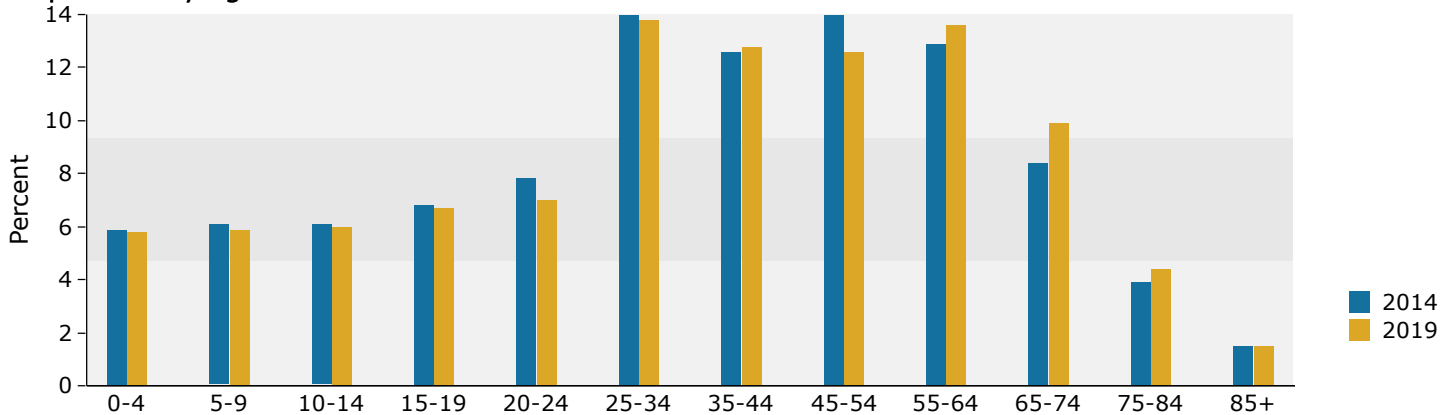
Source: U.S. Census Bureau, Census 2010 Summary File 1. Esri forecasts for 2014 and 2019.

Forsyth City, GA
 Forsyth city, GA (1330732)
 Place

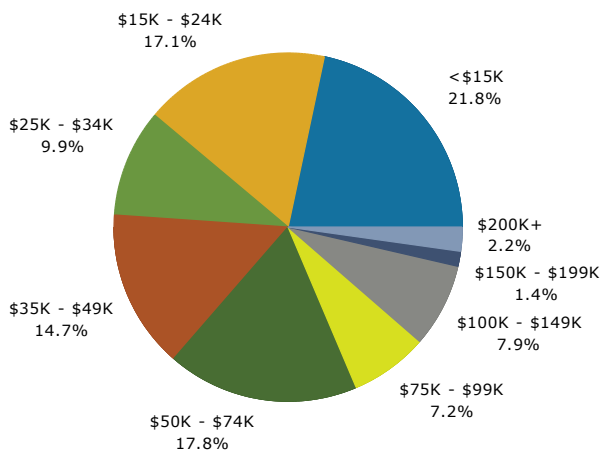
Trends 2014-2019



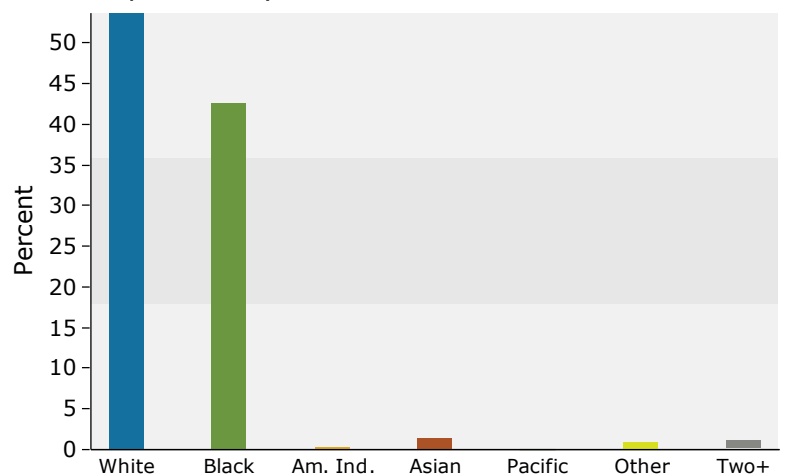
Population by Age



2014 Household Income



2014 Population by Race



2014 Percent Hispanic Origin: 2.4%

Source: U.S. Census Bureau, Census 2010 Summary File 1. Esri forecasts for 2014 and 2019.